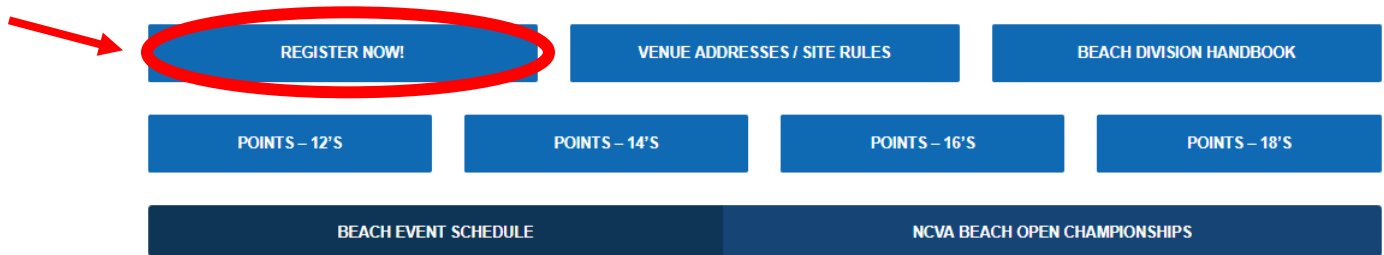


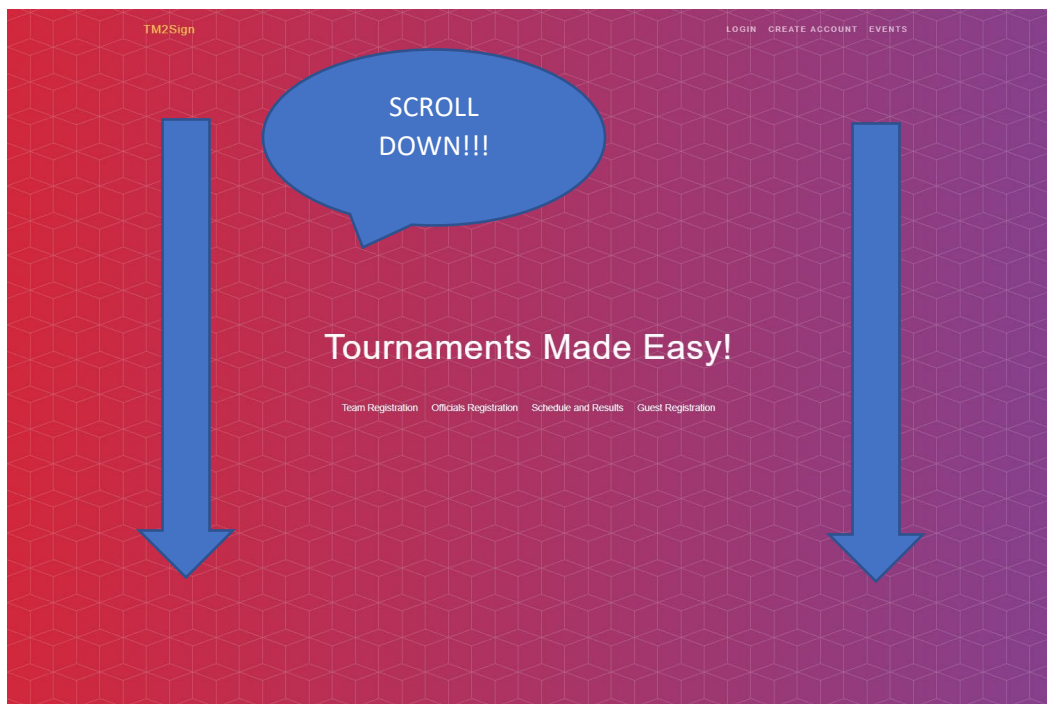


# How to Register for the Beach Tournament on TM2Sign.com

**Step 1.** Click on **Register Now!** On our beach page or go to <https://tm2sign.com/#/>



**Step 2.** Scroll down to the **YELLOW** part of the page and click on **CREATE an ACCOUNT.**



# Team registration as easy as 1-2-3

1. Login or Create an account

2. Create your club and teams

3. Register for events

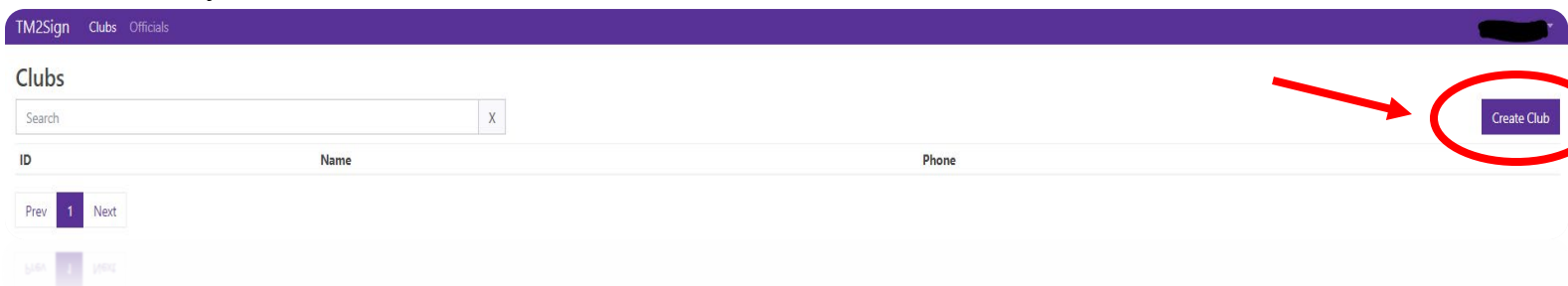
**Step 3.** Fill out the needed information, and once completed click “**CREATE ACCOUNT**”

Create Account

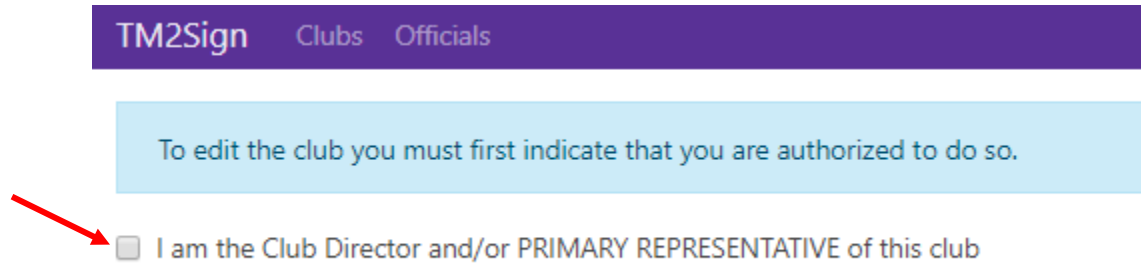
First Name	<input type="text"/>
Last Name	<input type="text"/>
E-Mail Address	<input type="text"/>
Password	<input type="password"/>
Confirm Password	<input type="password"/>

Create Account

**Step 4.** It will then take you to another page, click on the **PURPLE** button that says **“CREATE CLUB”**



**Step 5.** Click on the box that says: **“I am the Club Director and/or PRIMARY REPRESENTATIVE of this club”**



**Step 6.** Then you will proceed to fill out the information. The Club name should be both the player’s **LAST NAME**.

Name \*

## Step 7.

- At the bottom of the page you will see 3 separate boxes. Please click on the bottom box that states **“We participate in USAV events”**
- The USAV Region is Northern California
- The USAV Regional club code can be the first 5 letters of one of the last names, then click save.

- We participate in AAU events
- We participate in JVA events
- We participate in USAV events

Usav region \*

Northern California

USAV Regional Club Code \*

STARS

USAV Regional Club Code - as shown in the example below



Save

Cancel

**(AS A REMINDER, IT'S ONE REGISTRATION PER TEAM, NOT PER PLAYER)**

**Step 8.** Go back to your dashboard and click on the “TEAMS” button at the top of the screen.

Club: STARSKY/HUTCH

Dashboard

Teams

Members

Edit Club

Permissions

Enter Events

**Step 9.** Click on the **PURPLE** Add Team button

- The team name should be both player's last names.
- Select the gender and the age group.
- The ranking should be one (1) and then hit save.

Name \*

Starsky/Hutch

DO NOT include your club name or abbreviation

Your proper/official team name will be: 21 JUMP STREEET Starsky/Hutch

We will automatically generate your USAV team code

Gender \*

Male

Type \*

Juniors

Age group \*

18

Team rank within age group in club \*

1

This is the rank of this team in it's age group within the club

For example, if you have only one 12s team, then it's rank would be '1'

Save

Cancel

**Step 10.** Now go back to your Dashboard; and click on “ENTER EVENTS”

Club: STARSKY/HUTCH

Dashboard

Teams

Members

Edit Club

Permissions

Enter Events

## Step 11.

- On the search bar, type in “BEACH” and all the beach tournaments will show up.
- Once you have located the tournament you would like to compete in, please click on the green button that says “REGISTER”.
- Please select the division that you want to register the team in and then click on submit pending registration

NCVA BEACH - July 13 - Block Fest

Team: 21 JUMP STREEET Starsky/Hutch

1<sup>st</sup> → Division: Boys 18

2<sup>nd</sup> → Submit Pending Registrations

Pending Registrations  
Count: 1  
Cart Total: \$80.00  
\* excluding any extra fees such as license and credit card convenience fees

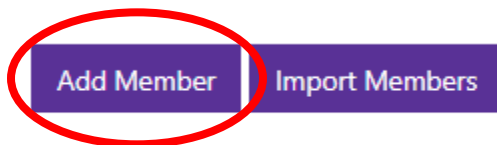
- It will then take you to a page where you can make the payment for the entry fees.

## Step 12. Go back to your Dashboard, and click on Members

Club: STARSKY/HUTCH

Dashboard Teams **Members** Edit Club Permissions Enter Events

- Click on the **PURPLE** button that says “ADD MEMBER”



- Fill out all the information for both players and hit save.

**(IT MAY SAY THAT THE PLAYERS BELONG TO ANOTHER CLUB, JUST DISREGARD THAT)**

*Copyright © 2019 Northern California Volleyball Association, All rights reserved.*

